

Wood Aluminium Clad Windows & Doors

- Developed from nature – for nature

We all want to live healthy and comfortably lives. Unfortunately, the Earth's natural resources may not last forever. Now more than ever, it is crucial that we develop ecological products in order to preserve energy resources.

- Unique window construction

These wooden aluminium clad window is unique to the market with its special construction and in the fact of being one of the tightest and one of the best insulated windows, with insulation potentially better than 0,8 depending on glazing specification. A good standard casement window will only achieve about 1,6.

- High quality entrance doors

Our aluminium clad doors are one of the absolute best doors on the market, with its strongly build construction and its special quality. The door is one of the safest and stabile door on the marked. In addition it is one of the few "real" aluminium clad doors on the market, usually they are made from HDF, but this one has real maintenance free aluminium on the outside and wood on the inside.

Large choice

This exclusive door program consists of 28 different designs. we also has the biggest choice on different colours, both inside and outside.

Low maintenance exterior

The low maintenance extruded exterior aluminium can be supplied in almost any Ral or NCS colour, so the colour possibilities are almost infinite and can suit any building. The low maintenance exterior simply needs washing with warm soapy water to remove airborne pollution. The windows and doors are supplied with laminated knot free Northern European pine or the more exclusive European oak on the inside. The timber can be supplied factory painted in almost any colour, or stained within a broad selection of colours or coated with a clear lacquer where you can see the beautiful natural timber.



All types of glass...

The glass possibilities are indefinitely and the items can be supplied with almost any type of glass there is on the market. Such as triple glazed with insulation values down to 0,5, burglary proof glass, sun protecting glass and off cause a lot of different frosted glass types.

"Genuine" panel

We are able, as one of the few on the market, to supply you with a genuine wood aluminium clad panel (smooth inside and outside). It is a high insulated sandwich panel with smooth aluminium on the outside and smooth wooden panel on the inside.



The biggest choice of colours on the marked

More than 150 RAL-colours 1950 NCS colours can be supplied on both the timber and the aluminium. A part from the paint or stain the inside can be delivered with a clear laquer.



Outside colours for the aluminium

Standard colour choice **A**:

Ral 3004 Purple red	Ral 5013 Cobalt blue	Ral 5023 Distant blue	Ral 6005 Moss green	Ral 6009 Fir green
Ral 7016 Anthracite grey	Ral 7040 Window grey	Ral 8001 Ochre brown	Ral 9016 Traffic whit	Ral 8017 Chocolate brown
Standard anodised colours:	EV1 E6 EV1G	C34 E6 C34G	C31 E4 C31G (stainless steel look)	

Standard colour choice **C**:

Metal colour look:	Ral 9006 White aluminium	Ral 9007 Grey aluminium	200FS* Silver grey
White pigmented:	100FS* Green	101FS* Grey	

Inside colours for the pine

Standard colour choice **A**:

101 Light oak	105 Nutt	107 Brazillian rosewood	111 White	112 Oak
116 Transparent	117 Beech	118 White pigmented	120 Cherry (darrk)	121 Spruce

Inside colours for the oak

Standard colour choice **A**:

116 Transparent

Colour choice **R** (Pine, oak & aluminium):
All other RAL, NCS or stain colours

Unique hardware & construction

The items are all inward opening with a unique hardware, where the same sash can open as both side hung or tilt. The tilt function gives optimum secure ventilation and you do not have to remove flowers or curtains to vent. The inward opening turn allows easy and safe cleaning on every store.

Burglary safe

The standard hardware is extremely burglary safe with lucking point all around the sash and not only on the locking side as a normal casement window. Shown with security accessory WK2.

Wind and water tight

The many locking points also makes the window extremely tight, as the weather strips are pressed against the frame all around the sash and not on the locking side as a normal casement window.

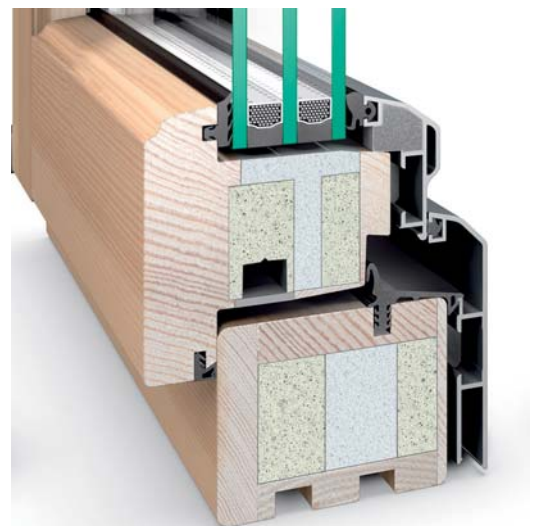
Ultratherm "Passiv House" Windows

- Save on your heating bill and save the environment

Our energy window does exactly that. Not only does it provide you with a comfortable and healthy living environment, it also saves you energy. Pollution is significantly reduced when we burn less domestic fuels. Thus, energy windows are not just a question of your family's comfort and central heating bill, but also a vital improvement of the Earth's environment in an easy and pleasant way. Energy windows absorb solar radiant heat and reemit this heat internally, providing a natural and cheap heating source.

"Passiv house" windows are the best insulated windows on the marked and the demand set for them are the toughest as well. Danish Windows has therefore developed the already advanced wood aluminium clad window to pass the passive-house demands. We achieve the extremely high insulation values due to the way in which the wood is laminated with layers of foam, combined with a thermal break this gives an extremely high insulated window.

- The warm and natural knot free timber on the inside
- Powder coated maintenance free aluminium on the outside
- High insulated foam in between the frame and sash.



Svanehede

standard wood aluminium clad window,
double glazed super low e glass, example:
Tilt & turn window 1000 x 1500 mm

Uw-values 1,45

Svanehede



triple glazed with super low E glass
Ug 0,5, example:
Tilt & turn window 1000 x 1500 mm

Uw-values 1,03

Ultratherm

wood aluminium clad "Passiv house"
window, triple glazed Ug 0,5, example:
Tilt & turn window 1000 x 1500 mm

Uw-values 0,72



Svanehede standard window

3 way laminated timber for higher
stability and strength.

Ultratherm "Passiv house" window


Triple glazed with warm edges and insula-
tion values on the glass of 0,5.



Soft foam in
the middle and
hard foam to
either side,
for fitting
the window.

LivingLine


Standard aluminium
profile for the outside.



Insulated alumi-
nium against the
glass, to minimize
the condensation on
the glass inside.

Standard with 3 weather strips

The unique construction where the sash over-
laps the frame makes it possible to fit 3 weath-
er strips against 1 on a standard casement
window. This makes the window extremely
tight. The windows can therefore be fitted in
any environment, high or low or directly at the
see.



Welded corner of ex-
treme high quality for
longer durability.

Alternative:
(no extra cost) with
ModernLine
aluminium profile on
the outside.



Door type 1001

Door type 1002

Door type 1003



Door type 1009

Door type 1011

Door type 1013



Door type 1017

Door type 1019

Door type 1020



Door type 1021

Door type 1022

Door type 1024



Door type 1026

Door type 1027

Door type 1028



Door type 1029

Door type 1030

Door type 1031



Door type 1032

Door type 1033

Door type 1034



Door type 1035

Door type 1037



Door type 1038

Door type 1039

Door type 1040



Door type 1041

PS! The pictures show different handles and plates for the doors. Some of these handles and plates are unfortunately no longer available. The holes for the handles are predrilled on the factory. We are therefore only able to supply you with the handles below or you can fit your own, but they have to fit a centre distance of 92 mm.



Steel L-16074



Brass L-16073



Handle both sides:
Steel: L-16078
Brass: L-16077

Cylinder for doors



Steel L-16061
Brass L-160262



Steel L-16064
Brass L-16063



Steel L-16102
Brass L-16112

Vrogum is able to supply you with one of the most secure cylinders on the market, the Janus security cylinder. The cylinder is 100 % pick and drill free and can only be copied with the enclosed magnet card.

Window handles / Handle for door type TD



Steel L-18631
Lockable: L-18633



Gold L-18731
Lockable: L-18733



White L-18831
Lockable: L-18633



Handle and cylinder for both sides
for door type TD: L-18643
Cylinder w/knob: L-16061

